



ಬೃಹತ್ ಬೆಂಗಳೂರು ಮಹಾನಗರ ಪಾಲಿಕೆ
Bruhat Bengaluru Mahanagara Palike



BBMP COVID-19 WAR ROOM 11.02.2023

BBMP / COVID-19 WAR ROOM / BULLETIN – 1055/ 11.02.2023 / #BBMPfightsCOVID19



OVERVIEW OF COVID-19 IN BENGALURU

CASE TRENDS ACTIVE CASES **65**

<u>Confirmed Cases</u>	<u>Recovered Cases</u>	<u>Death Cases</u>
7	10	0
18,77,660 [#]	18,60,604 [#]	16,991 [#]

HOSPITALIZATION **10**

<u>ICU – V</u>	<u>ICU</u>	<u>HDU</u>	<u>General</u>
-	3	-	7

INCLUDES GOVT. QUOTA AND PRIVATE WALK-IN HOSPITALIZATION

VACCINATION **116** 2,06,93,567[#]

<u>First Dose</u>	<u>Second Dose</u>	<u>Precaution Dose</u>
7	16	93
96,89,119 [#]	95,10,592 [#]	14,93,856 [#]

TRIAGING

MTU

2

Tele Triage

4

ACTIVE CZs

0

MCZs (< 5 cases)

0

Clusters (> 5 cases)

0

TESTING **997** 3,21,70,034[#]

<u>RAT</u>	<u>RTPCR</u>
298	699

Positivity :1.37%
*FOR LAST 7 DAYS

: indicates cumulative numbers till date



ABSTRACT OF COVID-19 SCENARIO IN BENGALURU



	MALE			FEMALE			TRANSGENDER			TOTAL		
	Last 24 Hours	Last 7 Days	Cumulative	Last 24 Hours	Last 7 Days	Cumulative	Last 24 Hours	Last 7 Days	Cumulative	Last 24 Hours	Last 7 Days	Cumulative
Positive Cases	3	54	11,07,134	4	38	7,70,330	0	0	196	7	92	18,77,660
Recovered Cases	5	71	10,94,772	5	66	7,64,702	0	0	187	10	137	18,60,604
Death Cases	0	0	10,761	0	0	6,226	0	0	4	0	0	16,991
Total Tests Done	In Last 24 hrs. : 997			In last 7 days : 7,239			Cumulative : 3,21,70,034					
Vaccine Doses Administered	In Last 24 hrs. : 116			In last 7 days : 5,301			Cumulative : 2,06,93,567					
ACTIVE CASES									65			

*Covid deaths occurred today : 00 | Covid deaths occurred beyond last 24hrs., reported today : 00

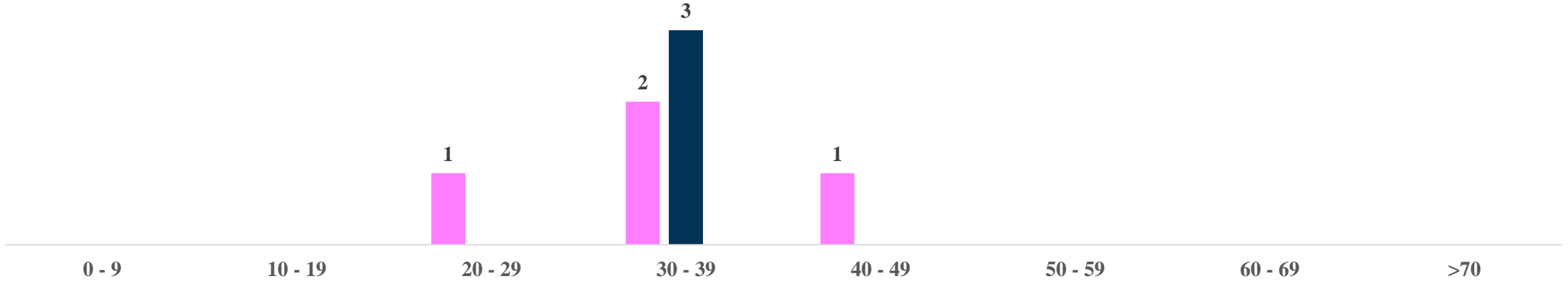


LAST 24 HOURS AGE GROUP AND GENDER WISE DISTRIBUTION



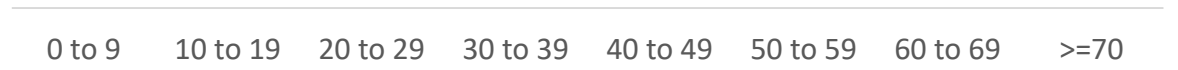
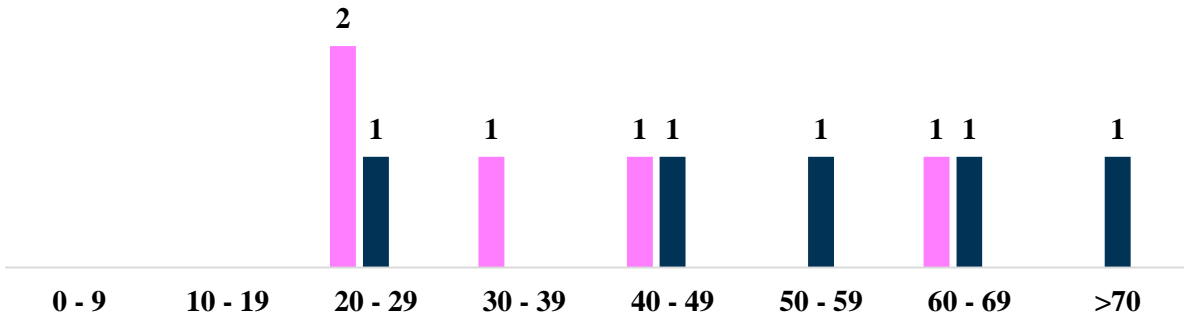
Positive Cases : 7

Female Male Transgender



Recovered Cases : 10

Death Cases : 0

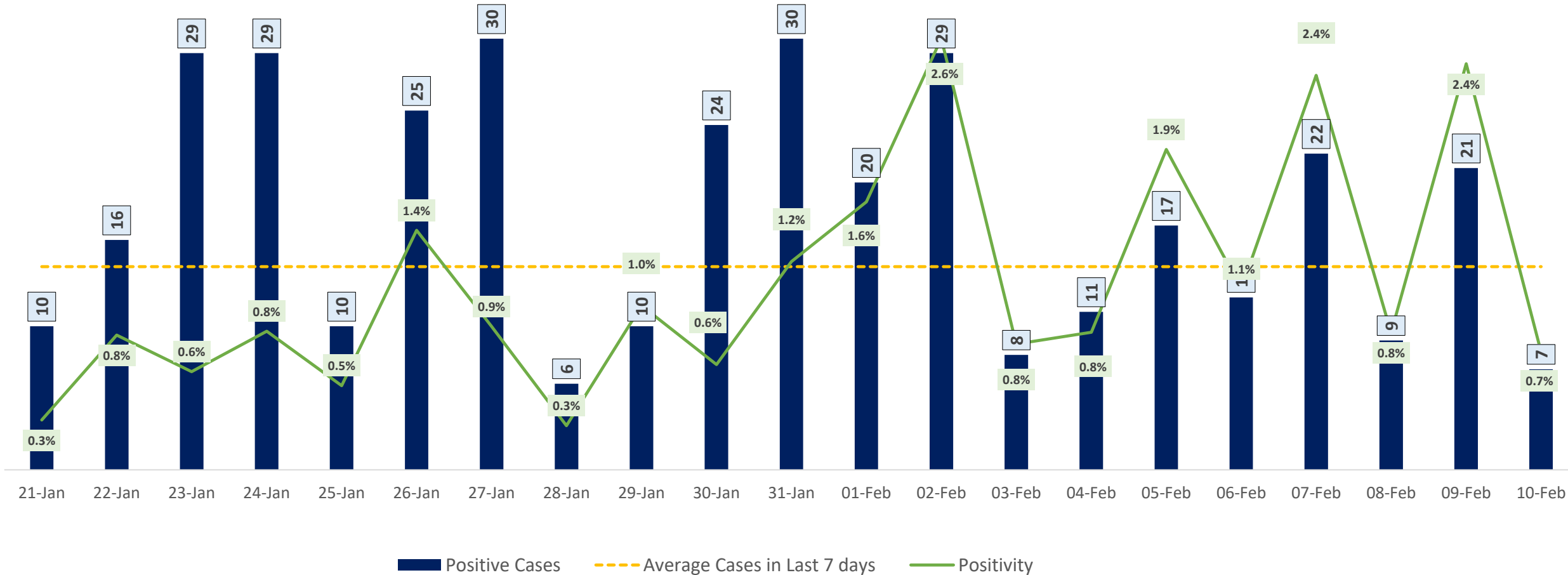




POSITIVITY RATE OF BENGALURU – LAST 21 DAYS



Average Cases in Last 7 days : 14

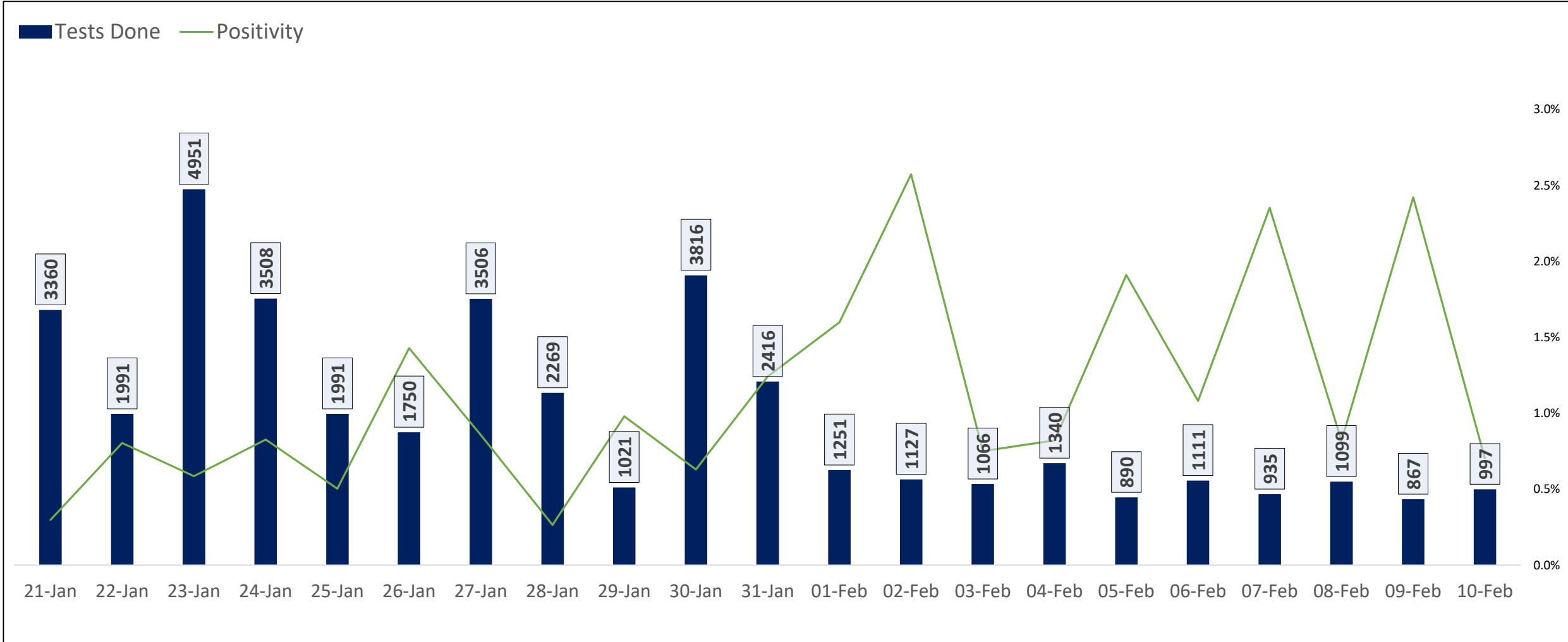




TESTING TRENDS IN BENGALURU

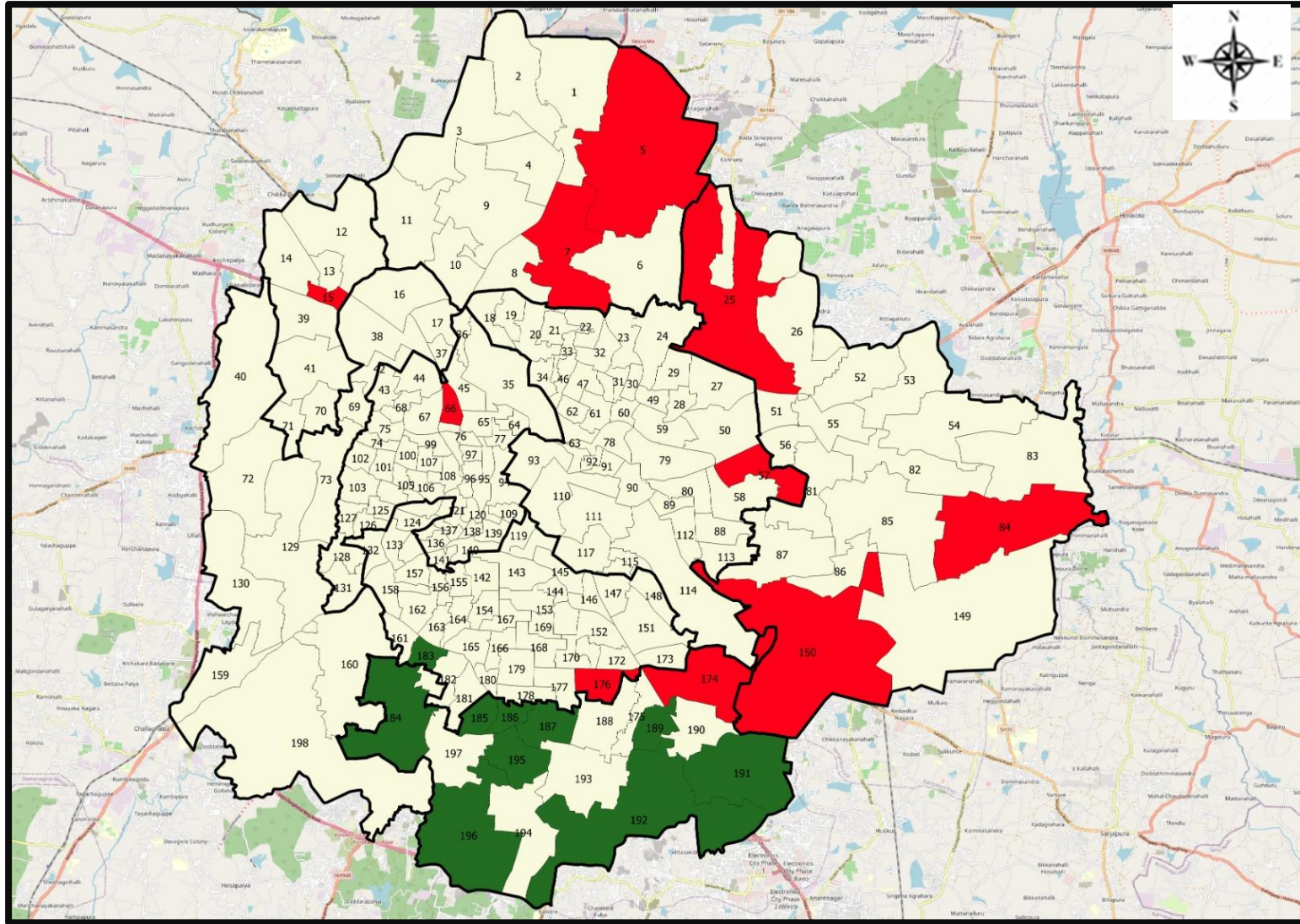


Total Test Conducted Till Date	Test Conducted Last 24 hours	Last 7 Days Average
3,21,70,034	997	1,034





BENGALURU URBAN MAP SHOWING TREND OF POSITIVE CASES IN LAST 7 DAYS



Top 10 wards reporting highest number of positive cases in last 10 days

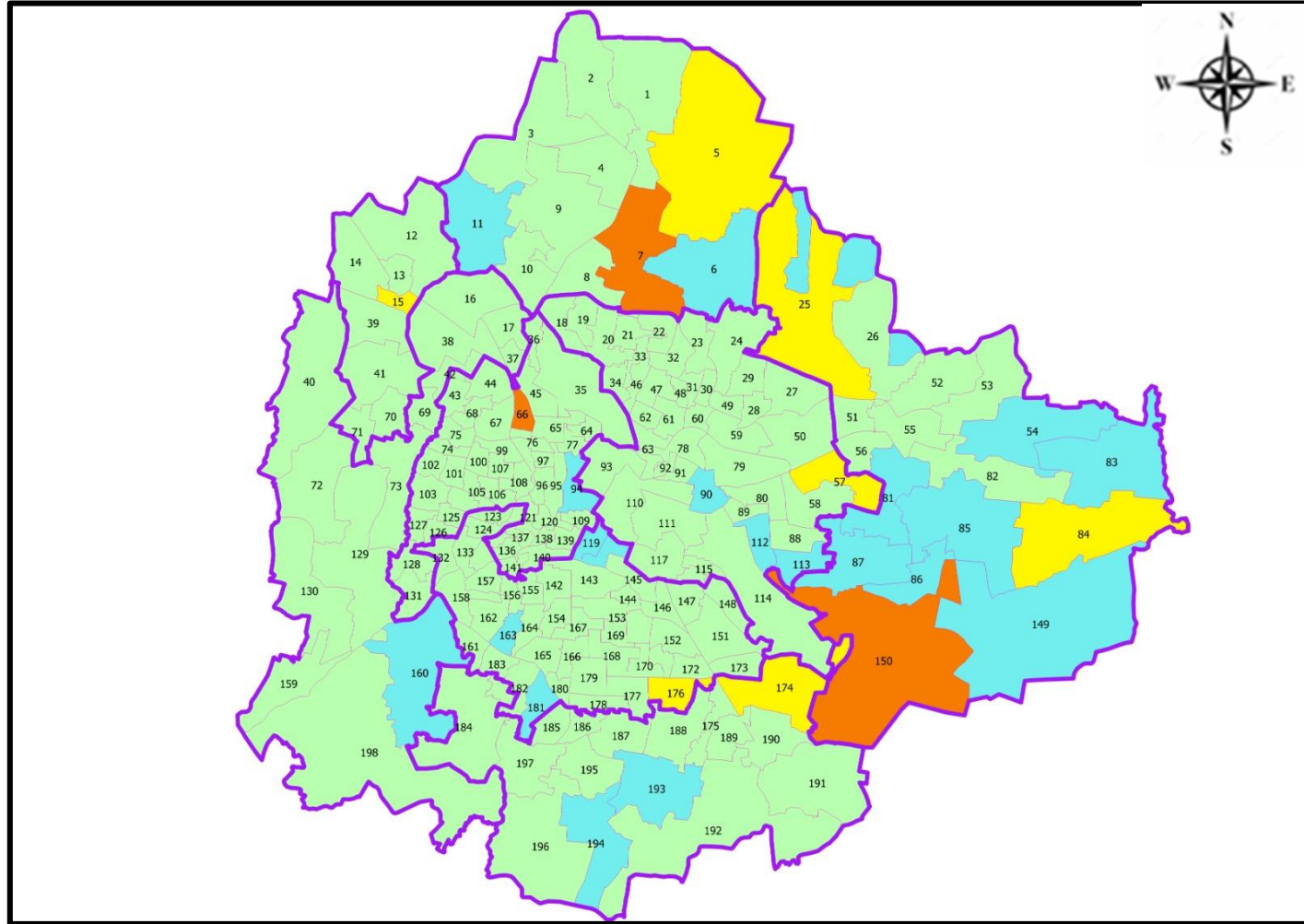
Ward No.	Ward Name	Daily Cases Average
150	Bellanduru	2
7	Byatarayanapura	1
66	Subramanya Nagar	1
25	Horamavu	1
84	Hagadur	1
5	Jakkuru	1
15	T Dasarahalli	1
57	CV Raman Nagar	1
174	HSR Layout	1
176	B T M Layout	1







Top 10 wards reporting least number of positive cases in last 7 days

Ward No.	Ward Name	Daily Cases Average
196	Anjanapura	0
195	Konanakunte	0
192	Begur	0
191	Singasandra	0
189	Hongasandra	0
187	Puttenahalli	0
186	Jaraganahalli	0
185	Yelchenahalli	0
184	Uttarahalli	0
183	Chikkalsandra	0



BENGALURU MAP SHOWING INTENSITY OF POSITIVE CASES IN LAST 7 DAYS



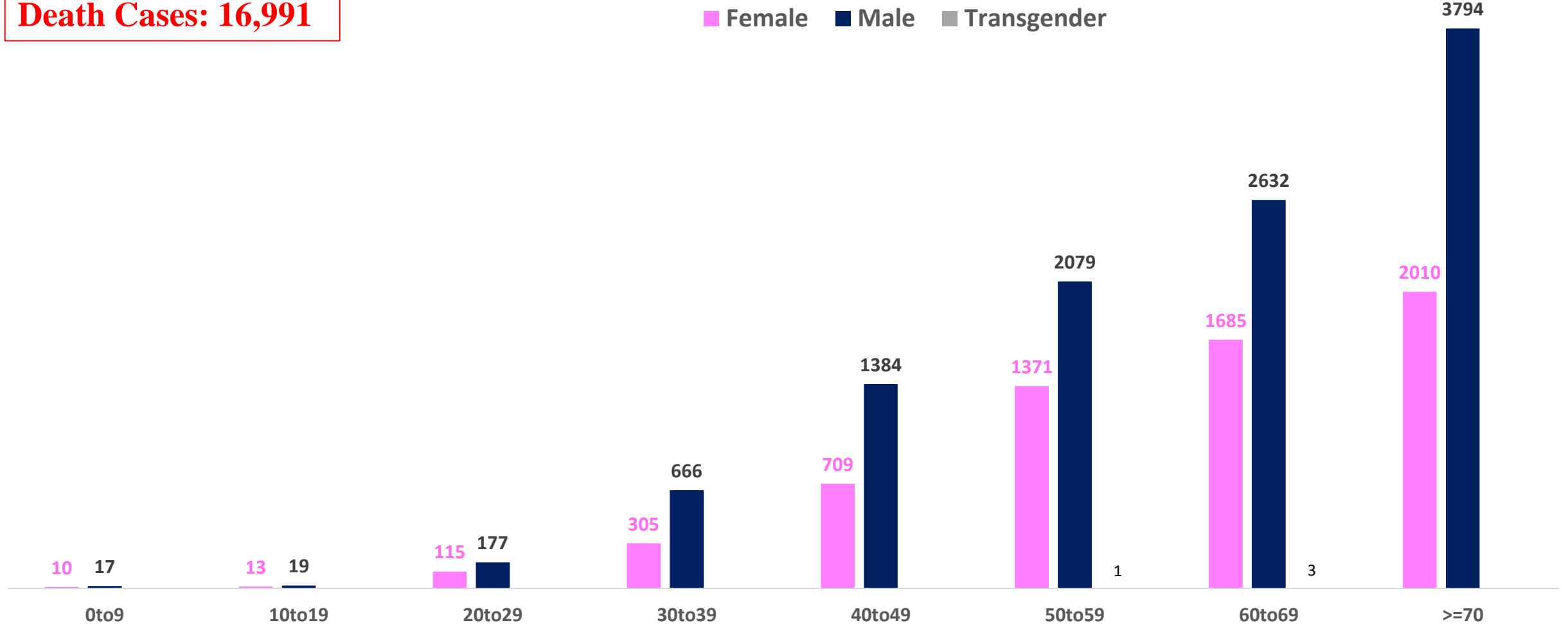
-  **Level 1 : 0 to 1 Cases**
-  **Level 2 : 1 to 3 Cases**
-  **Level 3 : 3 to 5 Cases**
-  **Level 4 : 5 to 10 Cases**
-  **Level 5 : More than 10 Cases**
-  **Zone Boundaries**



AGE AND GENDER WISE DISTRIBUTION OF DEATH CASES



Death Cases: 16,991





COVID-19 SCENARIO IN BENGALURU AND OTHER METROPOLITAN CITIES



CITY NAME	Positive Cases	Active Cases	Recovered	Deceased	Vaccine Doses Administered
New Delhi	20,07,377	10	19,80,845	26,522	3,73,17,328
Bengaluru*	18,77,660	65	18,60,604	16,991	2,37,78,980
Mumbai	11,54,329	12	11,34,570	19,747	2,21,34,555
Chennai	7,93,255	9	7,84,175	9,071	1,13,96,462

Source : <https://dashboard.cowin.gov.in/> at 5:00pm (11.02.2023)
Source : <https://www.covid19bharat.org/> at 5:00pm (11.02.2023)

*includes BBMP & Bengaluru Urban



SNAPSHOT OF COVID-19 CASES IN BENGALURU URBAN



**Total Wards With
0 Cases* :
137**

**Tests Conducted
on 10.02.2023:
997**

**Recovery
Rate*:
99.09%**

**Total
Active Cases :
65**

**Total Vaccinated
on 10.02.2023:
116**

**Positivity
Rate* :
1.37%**

**Active
Rate*:
0.00%**

**Case
Fatality Rate* :
0.00%**





*Total positive cases In the past 7 days

*CFR and positivity is for Past 7 days



ಬೃಹತ್ ಬೆಂಗಳೂರು ಮಹಾನಗರ ಪಾಲಿಕೆ
Bruhat Bengaluru Mahanagara Palike



Download BBMP Bulletin	https://apps.bbmpgov.in/covid19/mediabulletin.php
To register for vaccination :	https://selfregistration.cowin.gov.in/
BBMP COVID19 Dashboard:	https://apps.bbmpgov.in/covid19/
Follow us on:	 www.facebook.com/bbmp.comm1/
	 twitter.com/BBMPCOMM
	  BBMPSplHealth

Issued by:

Honorable Chief Commissioner, BBMP
Special Commissioner Health, BBMP
MD, Bengaluru Smart City Limited

THANK YOU !

